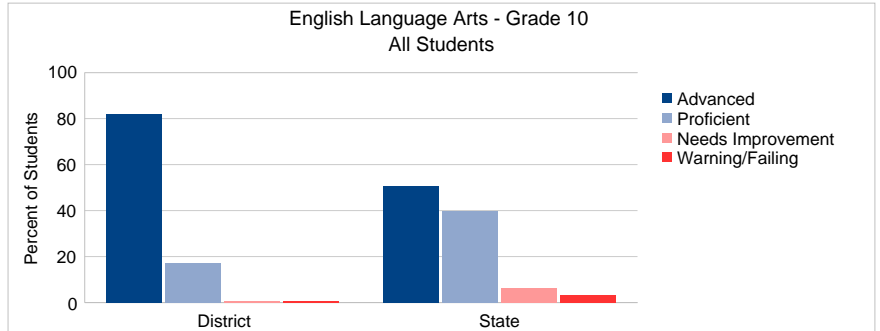
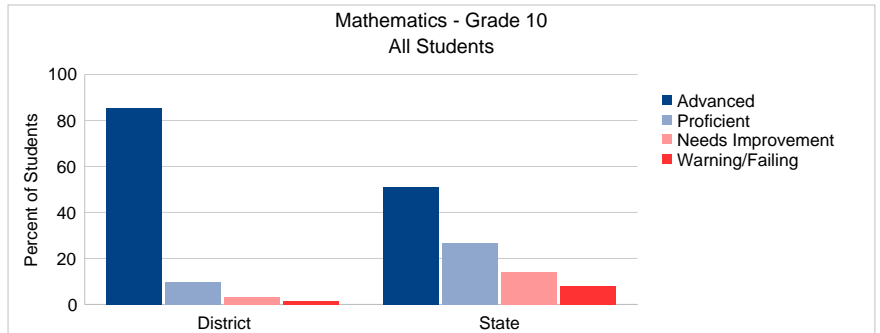


**All Students**

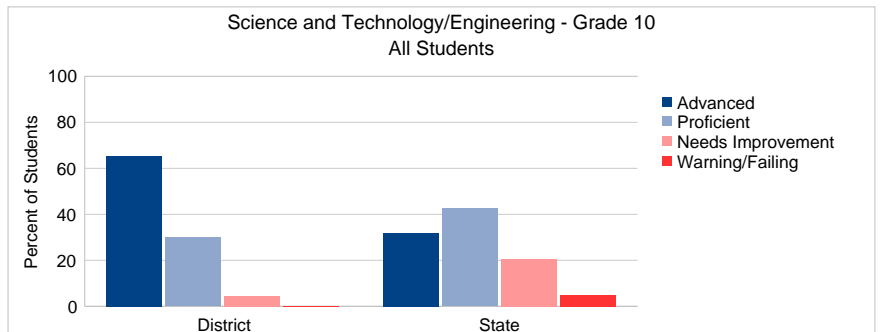
English Language Arts	N Included	% District	% State
Advanced	364	82	51
Proficient	76	17	40
Needs Improvement	3	1	6
Warning/Failing	2	0	3
<b>Total Included</b>	<b>445</b>		



Mathematics	N Included	% District	% State
Advanced	381	86	51
Proficient	44	10	27
Needs Improvement	14	3	14
Warning/Failing	6	1	8
<b>Total Included</b>	<b>445</b>		



Science and Technology/Engineering	N Included	% District	% State
Advanced	280	65	32
Proficient	128	30	43
Needs Improvement	19	4	21
Warning/Failing	1	0	5
<b>Total Included</b>	<b>428</b>		



NOTE: Achievement level percentages are not calculated for student groups of less than 10.

\*NOTE: Grade 10 Science and Technology/Engineering results represent the highest achievement level attained by Grade 10 students in any of the four subjects (Biology, Chemistry, Introductory Physics, and Technology/Engineering) assessed in grades 9 or 10. In addition, only students enrolled in Massachusetts since October of 9th grade are included in state-level results; only students enrolled in the same district since October of 9th grade are included in district-level results; only students enrolled in the same school since October of 9th grade are included in school-level results.